

Unit

1

At the Market

What do you usually buy at the market?

Time to Talk

Look at the picture.

- 1 What is the woman holding in her hand?
- 2 What things are in the cart?

Watch the video.

- 1 Where is the boy? What things are there?
- 2 What things is the boy going to buy?



WATCH!

A Listen and repeat.  06



1 a bag of cookies



2 bags of chips




3 a can of beans



4 cans of pineapple



5 a piece of pizza



6 pieces of cheese



7 a bottle of water



8 bottles of juice

C Listen, circle, and draw a line. Then say.  09

1  

2 

3 

4 

Grammar  08

She needs a bag of chips.
two bags of chips.

Grammar  10

How many cans of beans does he need? He needs one can of beans.
two cans of beans.

D Listen and stick. Then ask and answer.  11

My Shopping List

1


2

My Shopping List

3

4

E Look, read, and complete the questions and answers.




1 How many bags of cookies does she need?
She needs _____.

2 How many _____?
She needs three bottles of water.


3 How many cans of beans does she need?
_____.

Your Turn!  Make a shopping list with a friend.



Do you need water?

How many bottles of water do you need?



Yes, I do.

I need one bottle of water.


A Listen and repeat.  12

B Listen and point.  13

Countable




1 a few cupcakes 2 a lot of cupcakes



3 a few strawberries 4 a lot of strawberries

Uncountable



5 a little pudding 6 a lot of pudding



7 a little lemonade 8 a lot of lemonade

C Listen and write. Then chant along.  14



The Happy Helper



Help me, please. Help me, please. Can you get the cookies?

Yes! Yes! _____ bags of cookies do you need?

I need seven _____ cookies, thanks!



Let me see! Let me see! _____ lemonade is there?

There is _____ lemonade. See?

I need four _____ lemonade, thanks!

Let me see! Let me see! _____ cupcakes are there?

There are _____ cupcakes. See?

I need two _____, thanks!



Grammar 15

How many **cupcakes** are there?

There are

| |
|----------|
| a few |
| a lot of |

cupcakes.

How much **lemonade** is there?

There is

| |
|----------|
| a little |
| a lot of |

lemonade.

D Look, listen, and circle **a** or **b**. Then ask and answer.  16



a



b

1 **a** **b**

2 **a** **b**

3 **a** **b**

4 **a** **b**

E Look and complete the questions and answers.



1 How _____ strawberries are there?

There are _____ strawberries.

2 How _____ pudding is there?

There is _____ pudding.

3 How _____ cupcakes are there?

There are _____.

4 How _____ lemonade is there?

There is _____.



Look at **E**. Point, ask, and answer.




How much cheese is there?

There is a lot of cheese.



A CAKE For CAM

A Listen and read.  17

Nog and his friends were in the kitchen.

“It’s Cam’s birthday today,” said Nog.

“Let’s make him a cake,” said Bam.

The monsters looked in the cupboards.

“What do we need?” asked Meg.

“We need some flour, butter, and sugar,” said Nog. “How much flour is there?”

“There are two bags of flour,” said Bam.

“And there’s a lot of butter and a lot of sugar.”

“And we have a lot of mushrooms, a few strawberries, and a little ketchup,” said Meg.

“Great!” said Nog.



The monsters mixed all the things in the cupboards together and tasted the cake.

“It’s not very tasty,” said Bam.

“No!” agreed Nog. “Let’s add more things.”

The monsters added a few carrots, potatoes, and a little tuna. They tasted the cake again.

“Hmm!” said Meg, “We need more things!”

The monsters added a piece of cheese and the flowers. They baked the cake and decorated it with leaves.

“It’s very big,” said Meg.

“Yes, we can all share the cake!” said Nog.

B Read and check ✓ True or False.

True False

- 1 It was Nog’s birthday today.
- 2 The monsters needed some flour, butter, and sugar.
- 3 There was a little sugar in the cupboard.
- 4 The monsters tasted the cake several times.
- 5 A few carrots, potatoes, and a little tuna were in the cake.
- 6 The monsters decorated the cake with flowers.

C Read and circle. Then complete the answers.



- 1 How many / much bags of flour are there?

There are _____ of flour.

- 2 How many / much sugar is there?

There is _____ sugar.

- 3 How many / much strawberries are there?

There are _____ strawberries.

The monsters took the cake to Cam’s house.

“Happy Birthday, Cam!” they said.

“Wow!” said Cam. “What a big cake!”


“Yes,” smiled Nog. “It is a big cake for all of us!”





A Listen and repeat. 18

- | | | |
|--------------|--------------|----------|
| 1 spread | 2 tablespoon | 3 half |
| 4 triangular | 5 blueberry | 6 almond |



B Listen and read. 19

YUMMY ANIMAL TOAST!

YOU NEED:



2 slices of toast



2 tablespoons of cream cheese



a lot of strawberries



a half tablespoon of chocolate spread



5 blueberries




1 almond



4 slices of banana

FOX TOAST

- 1 Spread a tablespoon of cream cheese on a slice of toast.
- 2 Spread a half tablespoon of chocolate spread on the toast in a triangular shape.
- 3 Cut a strawberry into slices. Then place two strawberry slices on the top of the toast to make ears.
- 4 Place two slices of banana and two blueberries for eyes. Lastly, place a blueberry for a nose.



OWL TOAST

- 1 Spread a tablespoon of cream cheese on a slice of toast.
- 2 Place two slices of banana and two blueberries on the top of the toast for eyes.
- 3 Place an almond under the eyes to make a beak.
- 4 Cut strawberries into halves. Then place strawberry slices under the beak for feathers.



C Read and circle.

- 1 You need a slice / bag of toast for the fox toast.
- 2 You need two almond / strawberry slices for the fox toast.
- 3 Place a blueberry / an almond to make a beak for the owl toast.
- 4 Spread chocolate spread on the toast for the fox / owl toast.
- 5 Place banana / strawberry slices for feathers of the owl toast.

D Read and number in order.

HOW TO MAKE FOX TOAST



- Spread a half tablespoon of chocolate spread on the toast in a triangular shape.
- Place two slices of banana and two blueberries for eyes. Then place a blueberry for a nose.
- Place two strawberry slices on the top of the toast to make ears.
- Spread a tablespoon of cream cheese on a slice of toast.


Think


What animal toast can you make?




I can make a bear toast. I need a slice of toast, a tablespoon of chocolate spread, three blueberries, and three slices of banana.

READ Read Bella's recipe for a banana and cherry sundae.  20




[ABOUT](#)
[RECIPES](#)
[FAQ](#)
[CONTACT](#)





Banana and Cherry Sundae

On a hot day, I like to make my favorite treat. It is a banana and cherry sundae. Let's make it together!


Ingredients




3 scoops of ice cream



a few cherries



5 slices of banana



3 teaspoons of chocolate sauce

Directions

First, put three scoops of ice cream in a bowl. Next, put five slices of banana on top of the ice cream. Then, add a few cherries on top of the ice cream. Finally, pour three teaspoons of chocolate sauce all over the sundae. Now it's ready! Share the sundae with a friend or family.

ORGANIZE Read Bella's recipe again and complete the chart.

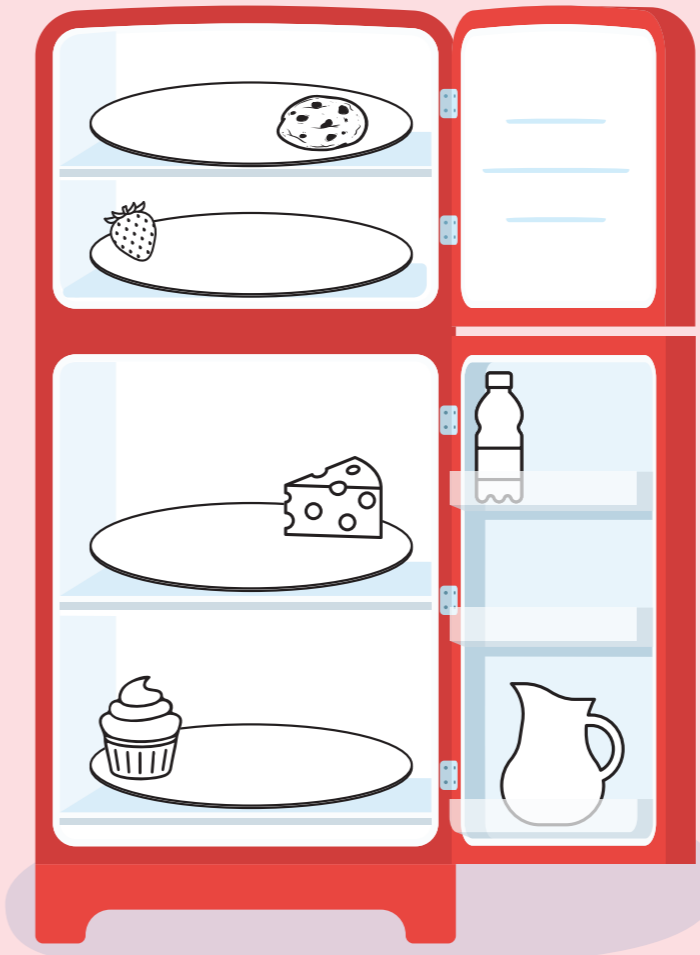
Banana and Cherry Sundae

| Ingredients | Directions |
|-------------|----------------|
| _____ | First, _____ |
| _____ | Next, _____ |
| _____ | Then, _____ |
| _____ | Finally, _____ |
| _____ | _____ |

WRITE Go to page 111 and write your own sundae recipe.

Project In My Refrigerator

- Step 1** Draw each food as much as you want in your refrigerator.
- Step 2** Write how much food there is in your refrigerator.



- There are ____ bottles of water.
- _____
- _____
- _____
- _____
- _____

Step 3 Look at **Step 2** and talk about it.

- 1 What kinds of food are in your refrigerator?
- 2 How many strawberries are in your refrigerator?

Value

Eat healthy food to get enough nutrients.

